

OMNETICS

CONNECTOR CORPORATION

Short Form Catalog




**Lighter, smaller, more
durable connectors for
any application**

About Omnetics

Omnetics Connector Corporation is a privately held, world class connector design and manufacturing company with over 30 years experience focused upon ultra-lightweight micro-miniature and nano-miniature highly reliable electronic connectors and interconnection systems. Our products are designed and assembled in a single location at our plant in Minneapolis, Minnesota., that includes in-house automatic machining and over-molding equipment.

Omnetics' Flex Pin

Designed simply
for High Shock
and Vibration.




Omnetics' Flex Pin contact design is an engineered piece, designed and produced many years before the creation of MIL-DTL-32139. This simple one piece design is stamped from ASTM B194 BeCu. The spring characteristic of BeCu is ideal for withstanding high shock and vibration situations.

Our Products & Services


PZN Micro-D Connectors
Nano Strips
Nano Circulars
HYBRIDS IP68
Micro Circulars
OMNETICS
Overmolding Cables
STANDARDS




Table Of Contents




Micro Circular Connectors: pages 4-5




Micro Strip Connectors: pages 6-7
Micro Headers: page 7




Micro-D Connectors: pages 8-9
USB 3.0: page 9




Hybrid Connectors: pages 10-11



Nano Circular Connectors: pages 12-13



Nano Strips: pages 14-15
PZN strips: page 15
Nano Headers: page 15



Nano-D: pages 16-17

OMNETICS
CONNECTOR CORPORATION

Micro Circulars

Omnetics Micro Circular Series (spaced at .050" / 1.27 mm centerline-to-centerline) is ideal for tight spaces and rugged environments. This family of interconnect solutions features a mated length of less than 12.4 mm. Both the male (pins) and female (sockets) are shrouded by the plastic insulator which houses the contacts, ensuring the contacts themselves are protected during mating and de-mating. Outer diameters range from 5.6 mm to 11.3 mm.

Whether you are using these connectors housed inside of a metal shell or stand-alone, these high density circulars have the ability to withstand high shock and vibration while maintaining their electrical integrity. Many standard and custom options are available including custom cable harnesses.

Product Specifications

Insulator Sizes	5 through 39 contacts
Current Carrying	3 amps per contact
Dielectric Withstanding	600 volt A/C @ sea level
Insulation Resistance	> 5000 Megaohms @ VDC
Vibration:	20 g's with no discontinuities greater than 1 microsecond
Shock	50 g's with no discontinuities greater than 1 microsecond
Operating Temperature	-55°C - +200°C
Durability	2,000 mating cycles

Industries

- ☑ Space
- ☑ Aviation
- ☑ Medical
- ☑ Military
- ☑ Petroleum
- ☑ Robotics
- ☑ Unmanned Systems
- ☑ Sensors
- ☑ Neuroscience




Durability

The micro circular connectors have the ability to withstand high shock and vibration while maintaining their electrical integrity. The flex pins are capable of over 2,000 mating cycles.




Flexibility

Omnetics' micro series of circular connectors are available with a variety of metal housings and plating options giving them a reliable environmental seal for harsh environments.



Micro Circular Connectors




Micro Metal Twist-Lock Pin TMCP Series

- ☑ IP68
- ☑ RoHS
- ☑ 200°C Rated
- ☑ Panel Mount
- ☑ COTS
- ☑ Latches
- ☑ Shielding / Backshell




Micro Metal Twist-Lock Socket TMCS Series

- ☑ IP68
- ☑ RoHS
- ☑ 200°C Rated
- ☑ COTS
- ☑ Shielding / Backshell




Micro Plastic Pin/Socket MCP/MCS Series

- ☑ RoHS
- ☑ 200°C Rated
- ☑ COTS
- ☑ Latches
- ☑ Plastic Clip Available



Micro Metal Threaded Pin MMCP Series

- ☑ IP67/68
- ☑ RoHS
- ☑ 200°C Rated
- ☑ COTS
- ☑ Panel Mount
- ☑ Shielding / Backshell



Micro Metal Threaded Socket MMCS Series

- ☑ IP67/68
- ☑ RoHS
- ☑ 200°C Rated
- ☑ COTS
- ☑ Shielding / Backshell



Micro Metal Ratcheting Pin RMCP Series

- ☑ IP67/68
- ☑ RoHS
- ☑ Panel Mount
- ☑ COTS
- ☑ Shielding / Backshell



Micro Metal Ratcheting Socket RMCS Series

- ☑ IP67/68
- ☑ RoHS
- ☑ Panel Mount
- ☑ COTS
- ☑ Shielding / Backshell



Micro Metal Keyed Break Away Pin KBMP Series

- ☑ IP67/68
- ☑ RoHS
- ☑ 200°C Rated
- ☑ COTS
- ☑ Panel Mount
- ☑ Shielding / Backshell



Micro Metal Keyed Break Away Socket KBMS Series

- ☑ IP67/68
- ☑ RoHS
- ☑ 200°C Rated
- ☑ COTS
- ☑ Shielding / Backshell

Micro Strips

Omnetics micro strip connectors are a well-established products in our COTS and Standards family. The ultra-low profile and rugged format are suited to both inside-the-box and board to board solutions.

Omnetics' micro strip connectors are particularly suited to applications where ruggedness is critical, such as in unmanned aerial vehicles which demand rugged performance combined with low weight and small size. Land based robotic circuits have high shock and continuous vibration requirements and contain field replaceable modules that need to be switched quickly.

Product Specifications

Current Carrying	3 amps per contact
Dielectric Withstanding	600 volt A/C @ sea level
Insulation Resistance	> 5000 Megaohms @ VDC
Vibration	20 g's with no discontinuities greater than 1 microsecond
Shock	50 g's with no discontinuities greater than 1 microsecond
Operating Temperature	-55°C - +200°C
Durability	Exceeds 2000 mating cycles

Industries

- ☑ Space
- ☑ Aviation
- ☑ Medical
- ☑ Military
- ☑ Petroleum
- ☑ Robotics
- ☑ Unmanned Systems
- ☑ Neuroscience




Durability

Omnetics' rugged lightweight micro strip connectors provide a variety of low profile configurations for demanding applications.




Flexibility

The micro strip connectors are available in single row, dual, row and offset dual row configurations with a variety of terminations for PCB and flex termination. Additionally the rugged lightweight connectors offer a variety of additional securing options.



Micro Strip Connectors




**Micro Single Row Pin
PS1/PS2 Series**

- | | |
|--|--|
| <input checked="" type="checkbox"/> RoHS | <input checked="" type="checkbox"/> COTS |
| <input checked="" type="checkbox"/> Guide Posts | <input checked="" type="checkbox"/> Latches |
| <input checked="" type="checkbox"/> 200 °C Rated | <input checked="" type="checkbox"/> Mounting Holes |



**Micro Single Row Socket
SSB Series**

- | | |
|--|---|
| <input checked="" type="checkbox"/> RoHS | <input checked="" type="checkbox"/> COTS |
| <input checked="" type="checkbox"/> Guide Posts | <input checked="" type="checkbox"/> Latches |
| <input checked="" type="checkbox"/> 200 °C Rated | |




**Micro Dual Row Offset Pin
PSM Series**

- | | |
|--|--|
| <input checked="" type="checkbox"/> RoHS | <input checked="" type="checkbox"/> COTS |
| <input checked="" type="checkbox"/> Guide Posts | <input checked="" type="checkbox"/> Latches |
| <input checked="" type="checkbox"/> 200 °C Rated | <input checked="" type="checkbox"/> Mounting Holes |




**Micro Dual Row Offset Socket
SSO Series**

- | | |
|--|--|
| <input checked="" type="checkbox"/> RoHS | <input checked="" type="checkbox"/> COTS |
| <input checked="" type="checkbox"/> Guide Posts | <input checked="" type="checkbox"/> Latches |
| <input checked="" type="checkbox"/> 200 °C Rated | <input checked="" type="checkbox"/> Mounting Holes |




**Micro Dual Row Pin
DRP Series**

- | | |
|--|---|
| <input checked="" type="checkbox"/> RoHS | <input checked="" type="checkbox"/> COTS |
| <input checked="" type="checkbox"/> Guide Posts | <input checked="" type="checkbox"/> Latches |
| <input checked="" type="checkbox"/> 200 °C Rated | |




**Micro Dual Row Socket
DRS Series**

- | | |
|--|--|
| <input checked="" type="checkbox"/> RoHS | <input checked="" type="checkbox"/> COTS |
| <input checked="" type="checkbox"/> Guide Posts | <input checked="" type="checkbox"/> Latches |
| <input checked="" type="checkbox"/> 200 °C Rated | <input checked="" type="checkbox"/> Mounting Holes |



**Micro Header
HMD Series**

- | | |
|--|--|
| <input checked="" type="checkbox"/> RoHS | Termination: |
| <input checked="" type="checkbox"/> 200 °C Rated | <input checked="" type="checkbox"/> AA |
| <input checked="" type="checkbox"/> Mounting Holes | <input checked="" type="checkbox"/> DD |
| <input checked="" type="checkbox"/> COTS | <input checked="" type="checkbox"/> H2 |
| | <input checked="" type="checkbox"/> VV |



Micro-D Connectors

Omnetics Micro-D, Low Profile Micro-D, and Single Row Micro-D Connectors are ideal for mission critical, high reliability industries including aerospace, military, and down-hole drilling. Omnetics Connector Corporation also offers a tool-free Micro-D equivalent. This Latching Micro-D utilizes the same contact system that Omnetics uses in their QPL Micro-Ds per MIL-DTL-83513 and even without jackscrews, the performance matches or exceeds the requirements called out in MIL-DTL-83513. The positive latching process quickly mates and de-mates as needed without the use of tools or the need to unscrew fasteners. The operator can simply click it and forget it.

These highly rugged and compact designs are available in shell styles from 9 to 69 contacts.

Product Specifications

Insulator Size:	9 through 100 contacts
Current Carrying	3 amps per contact
Dielectric Withstanding	600 volt A/C @ sea level
Insulation Resistance:	> 5000 Megaohms @ VDC
Vibration:	20 g's with no discontinuities greater than 1 microsecond
Shock:	50 g's with no discontinuities greater than 1 microsecond
Operating Temperature:	-55°C - +260°C
Durability:	Exceeds 2,000 mating cycles

Industries

- ☑ Space
- ☑ Aviation
- ☑ Medical
- ☑ Military
- ☑ Petroleum
- ☑ Robotics
- ☑ Unmanned Systems




Durability

The Micro-D connectors meet or exceed the requirements of MIL-DTL-83513. In addition to a variety of termination styles for PCB and flex terminations there are configurations available with QPC.




Flexibility

Omnetics' Micro-D connectors not only offer traditional jack-screw/jack-post configurations but are also available in a tool-free latching configuration.




Micro-D Connectors




Standard Micro-D Pin/Socket MMDP/MMDS Series

- ☑ RoHS
- ☑ 260 °C Rated
- ☑ Mounting Holes
- ☑ COTS
- ☑ Panel Mount
- ☑ Shielding / Backshell



Latching Micro-D Pin/Socket LMDP/LMDS Series

- ☑ RoHS
- ☑ 260 °C Rated
- ☑ Mounting Holes
- ☑ COTS
- ☑ Latches
- ☑ Shielding / Backshell



Low Profile Micro-D Pin/Socket MDLP/MDLS Series

- ☑ RoHS
- ☑ 260 °C Rated
- ☑ COTS
- ☑ Mounting Holes
- ☑ Shielding / Backshell



Single Row Micro-D Pin/Socket MMPS/MMSS Series

- ☑ RoHS
- ☑ 200 °C Rated
- ☑ COTS
- ☑ Latches
- ☑ Shielding / Backshell

Hybrid Connectors

Omnetics Connector Corporation offers a range of hybrid connector options allowing designers the ability to transmit data, signals, and power easily in a single connector footprint. These new connector families are an ideal solution for designers looking to upgrade as it relates to not only the size, but the overall performance of their miniature rugged devices. Omnetics Hybrid series allow the designers themselves the ability to determine the amount of signal and power connections that best serves their particular application. These Hybrid configurations are available in Micro-D, Nano-D as well as Micro Circular footprints.



Industries

- ☒ Space
- ☒ Aviation
- ☒ Medical
- ☒ Military
- ☒ Petroleum
- ☒ Robotics
- ☒ Unmanned Systems

Options

- ☒ IP67/68
- ☒ RoHS
- ☒ Panel Mount
- ☒ Latches
- ☒ Shielding / Backshell
- ☒ High Speed




Why Omnetics?

Omnetics' rugged hybrid connectors offer a variety of configurations allowing you to reduce the number of connectors on a device while meeting your power requirements.



Why a Hybrid Connector?

Rugged hybrid connectors allow you to meet the signal integrity requirements for your high speed digital data, reduce size and weight, and maintain power.




Hybrid Connectors

Micro-D Hybrid



Insulators Sizes	9 through 51 contacts
Dielectric Withstanding	600 Volt AC @ Sea Level
Insulation Resistance	>5000 Megaohms @ 500 VDC
Vibration	20g's with no discontinuities greater than 1 microsecond
Shock	50g's with no discontinuities greater than 1 microsecond
Contact System	Qualified to MIL-DTL-83513 (we have QPL for wired & soldercups)
Operating Temperature	-55°C to +125°C
Durability	500 mating cycles

Circular Hybrid



Insulators Sizes (Micro Circulars)	12 through 39 contacts
Dielectric Withstanding	600 Volt AC @ Sea Level
Insulation Resistance	>5000 Megaohms @ 500 VDC
Vibration	20g's with no discontinuities greater than 1 microsecond
Shock	50g's with no discontinuities greater than 1 microsecond
Contact System	Qualified to MIL-DTL-83513 (we have QPL for wired & soldercups)
Operating Temperature	-55°C to +125°C
Durability	500 mating cycles

USB 3.0




Data Rate	Up to 5 Gbps
Impedance	90±15 Ω (connector); 90±7 Ω (Cable)
Insertion Loss	-2.8dB Max @ 2.5Ghz*
Dielectric Withstanding	100 VAC (RMS)
Insulation Resistance	100 MΩ (min)
Sealing Performance	IP68
Durability	500 Mating Cycles

Circular USB 3.0




Data Rate	Up to 5 Gbps
Impedance	90 ± 15 Ω
Insertion Loss	-3.0 dB Max @ 2.5 GHz
Dielectric Withstanding	600 Volt AC @ Sea Level
Insulation Resistance	>5000 Megaohms @ 500 VDC
Sealing Performance	IP68
Operating Temperature	-55°C to +85°C
Durability	+2500 mating cycles

Nano Coax



Data Rate	Up to 15 GHz
Impedance	50Ω ± 2.5Ω
Insertion Loss	< -70dB
Insulation Resistance	>5000 Megaohms @ 500 VDC
Operating Temperature	-55°C to 125°C
Durability	2000 mating cycles



Nano Circular Connectors

At .025" pitch, Omnetics Nano circular series is the smallest mil-aero circular connectors on the market. Compared to larger circular configurations, we have reduced the size and weight by as much as 3x compared to standard .050" pitch circular connectors. Omnetics Nano circular series offers a number of standard designs and locking methods with pin counts ranging from 2 to 39 positions. The unique polarized-insulator allow for both plastic and metal shell connector design styles. Threaded couplings, metal and plastic breakaway shells and twist-lock housings are ready for both inline as well as panel mount interconnections. Thirty-two gauge standard Teflon insulated copper wire is also offered from stock that handles nearly 1 ampere of current per contact.

Product Specifications

(excludes Nano IP68 Circular Series)

Insulator Sizes	6 through 39 contacts
Current Carrying	1 amps per contact
Dielectric Withstanding	250 volt A/C @ sea level
Insulation Resistance	> 5000 Megaohms @ 100 VDC
Vibration	20 g's with no discontinuities greater than 10 nanoseconds
Shock	100 g's with no discontinuities greater than 10 nanoseconds
Operating Temperature	-55°C - +200°C
Durability:	Exceeds 2,000 mating cycles

Industries

- ☑ Space
- ☑ Aviation
- ☑ Medical
- ☑ Military
- ☑ Petroleum
- ☑ Robotics
- ☑ Unmanned Systems
- ☑ Sensors
- ☑ Neuroscience



Durability

The nano circular connectors have the ability to withstand high shock and vibration while maintaining their electrical integrity. The flex pins are capable of over 2,000 mating cycles.




Flexibility

Omnetics' Nano series of circular connectors are available with a variety of metal housings and plating options which giving them a reliable environmental seal for harsh environments.




Nano Circular Series





**Nano Metal Threaded Pin
MNCP Series**

- ☑ IP67/68
- ☑ RoHS
- ☑ 200 °C Rated
- ☑ COTS
- ☑ Panel Mount
- ☑ Shielding / Backshell




**Nano Metal Threaded Socket
MNCS Series**

- ☑ IP67/68
- ☑ RoHS
- ☑ 200 °C Rated
- ☑ COTS
- ☑ Shielding / Backshell




**Nano Metal Twist-Lock Pin
TNCP Series**

- ☑ IP67/68
- ☑ RoHS
- ☑ 200 °C Rated
- ☑ COTS
- ☑ Panel Mount
- ☑ Shielding / Backshell



**Nano Metal Twist-Lock Socket
TNCS Series**

- ☑ IP67/68
- ☑ RoHS
- ☑ 200 °C Rated
- ☑ COTS
- ☑ Shielding / Backshell




**Nano Plastic Pin/Socket
NCP/NCS Series**

- ☑ RoHS
- ☑ 200 °C Rated
- ☑ COTS
- ☑ Plastic Clip




**Nano Metal Keyed Break Away Pin
KBNP Series**

- ☑ IP67/68
- ☑ RoHS
- ☑ 200 °C Rated
- ☑ COTS
- ☑ Panel Mount
- ☑ Shielding / Backshell



**Nano Metal Keyed Break Away Socket
KBNS Series**

- ☑ IP67/68
- ☑ RoHS
- ☑ 200 °C Rated
- ☑ COTS
- ☑ Panel Mount
- ☑ Shielding / Backshell



Nano Strip Connectors

Omnetics Nano strips and PZN™ series are an ideal solution for designers who are tight for space, yet demand rugged reliability. Omnetics Polarized Nano Series in particular is a hermaphroditic connector solution encompassing both male and female contacts within the same insulator arrangement. Benefits from this connector configuration include the fact the connector itself is polarized, thus eliminating the need for excess weight caused by guide pins or other polarizing features. Meanwhile, at .025" (.64 mm) spacing, both product families offer mil quality, gold plated contacts for the reliability you need.

Product Specifications

(excludes PZN series)

Current Carrying	1 amps per contact
Dielectric Withstanding	250 volt A/C @ sea level
Insulation Resistance:	> 5000 Megaohms @ 100 VDC
Vibration:	20 g's with no discontinuities greater than 10 nanoseconds
Shock:	100 g's with no discontinuities greater than 10 nanoseconds
Operating Temperature:	-55°C - +200°C
Durability:	Exceeds 2,000 mating cycles

Industries

- ☑ Space
- ☑ Aviation
- ☑ Medical
- ☑ Military
- ☑ Petroleum
- ☑ Robotics
- ☑ Unmanned Systems
- ☑ Sensors




Durability

The Nano strip connectors provide a rugged, low profile, lightweight option to reduce the size and weight of the interconnect in applications. These connectors exceed 2,000 mating cycles.




Flexibility

Omnetics' Nano strip connectors are available in a variety of configurations and termination styles for PCB and flex terminations.




Nano Strip Connectors




**Nano Single Row Pin
NPS Series**

- ☑ RoHS
- ☑ 200 °C Rated
- ☑ Guide Pins
- ☑ COTS
- ☑ Mounting Holes




**Nano Single Row Socket
NSS Series**

- ☑ RoHS
- ☑ 200 °C Rated
- ☑ Guide Pins
- ☑ COTS




**Nano Header
HND Series**

- ☑ RoHS
- ☑ 200 °C Rated
- ☑ COTS
- Termination:
 - ☑ AA
 - ☑ DD
 - ☑ H2
 - ☑ VV




**Nano Dual Row Pin
NPD Series**

- ☑ RoHS
- ☑ 200 °C Rated
- ☑ Guide Pins
- ☑ COTS
- ☑ Latches
- ☑ Mounting Holes



**Nano Dual Row Socket
NSD Series**

- ☑ RoHS
- ☑ 200 °C Rated
- ☑ Guide Pins
- ☑ COTS
- ☑ Latches



**Polarized Nano
PZN Series**

- ☑ RoHS
- ☑ 200 °C Rated
- ☑ COTS

Product Specifications

Current Carrying	1 amps per contact
Dielectric Withstanding	250 volt A/C @ Sea Level
Insulation Resistance	> 5000 Megaohms @ 100 VDC
Vibration	20 g's with no discontinuities greater than 10 nanoseconds
Shock	100 g's with no discontinuities greater than 10 nanoseconds
Operating Temperature	-55°C - +200°C
Durability	Exceeds 500 mating cycles

Nano-D Connectors

Omnetics Nano-D connectors, at .025" pitch, are some of the smallest most ruggedized connectors on the market today. Compared to larger Micro-D and D-Subminiature configurations, Omnetics has reduced size and weight by as much as 4x that of standard Micro-D connectors and 8x that of previous D-Sub footprints. These ultra-miniature connectors, like all of Omnetics connectors, use our unique flex-pin gold plated contacts that are polarized and shrouded by a unique liquid crystal polymer insulator and "lobed" housing making these connectors capable of over 2,000 mating cycles. Omnetics space grade connectors are available in a number of tail terminations. Standard pre-wired connectors come in 18" and 36" lengths with 80 micro inches of silver plated 30 AWG (7-38) PTFE insulated wire. Board mount options include both surface mount as well as thru-hole. If you are using a flex circuit, flex tails are also available.

Product Specifications

Current Carrying	1 amps per contact
Dielectric Withstanding	250 volt A/C @ Sea Level
Insulation Resistance:	> 5000 Megaohms @ 100 VDC
Vibration:	20 g's with no discontinuities greater than 10 nanoseconds
Shock:	100 g's with no discontinuities greater than 10 nanoseconds
Operating Temperature:	-55°C - +200°C
Durability:	Exceeds 2,000 mating cycles

Industries

- ☑ Space
- ☑ Aviation
- ☑ Medical
- ☑ Military
- ☑ Petroleum
- ☑ Robotics
- ☑ Unmanned Systems
- ☑ Sensors



Durability


The Nano-D/Bi-Lobe connectors meet or exceed the requirements of MIL-DTL-32139. This connector will also exceed 2,000 mating cycles.



Flexibility

In addition to a variety of termination styles for PCB and flex termination, Omnetics offers configurations available with QPL.

Omnetics' Nano-D/Bi-Lobe connectors not only offer traditional jack-screw/jack-post configurations but are also available in a tool free latching configuration.




Nano-D Connectors




**Nano-D Single Row Pin
MBPS Series**

- ☑ RoHS
- ☑ 200 °C Rated
- ☑ COTS
- ☑ Mounting Holes
- ☑ Shielding / Backshell




**Nano-D Single Row Socket
MBSS Series**

- ☑ RoHS
- ☑ 200 °C Rated
- ☑ COTS
- ☑ Mounting Holes
- ☑ Shielding / Backshell




**Nano-D Dual Row Pin
MNPO Series**

- ☑ RoHS
- ☑ 200 °C Rated
- ☑ COTS
- ☑ Latches
- ☑ Shielding / Backshell



**Nano-D Dual Row Socket
MNSO Series**

- ☑ RoHS
- ☑ 200 °C Rated
- ☑ COTS
- ☑ Mounting Holes
- ☑ Shielding / Backshell




**Nano-D Dual Row Panel Mount
MNSOP Series**

- ☑ RoHS
- ☑ 200 °C Rated
- ☑ COTS
- ☑ Mounting Holes
- ☑ Shielding / Backshell



**Nano-D Dual Row Latching Panel Mount Socket
MNSLP Series**

- ☑ RoHS
- ☑ 200 °C Rated
- ☑ COTS
- ☑ Mounting Holes
- ☑ Shielding / Backshell



**Nano-D Dual Row Latching Pin
MNPL Series**

- ☑ RoHS
- ☑ 200 °C Rated
- ☑ COTS
- ☑ Latches
- ☑ Shielding / Backshell



**Nano-D Dual Row Latching Socket
MNSL Series**

- ☑ RoHS
- ☑ 200 °C Rated
- ☑ COTS
- ☑ Mounting Holes
- ☑ Shielding / Backshell

Specification Sheets

Space Level Screening Per EEE-INST-002



Ordering Steps

Step 1 - Choose a suitable Micro or Nano connector

Step 2 - Choose a level of Space Screening

Level 1 - Mission Critical (Highest Reliability)

Level 2 - High Reliability


Level 3 - Standard Reliability

Step 3 - Select any added outgassing processing needed.

Step 4 - Specify chosen ORDERING CODES from table below.
These codes should be used as separate line items on all quote Requests and Purchase Orders as required.

Ordering Codes (quoted as separate line items)

Screening Level	Special Screening Only	Processing for Outgassing
Level 1 - Mission Critical	SPT1	All standard materials exhibit less than 1.0% TML without additional processing. Contact service for special requirements.
Level 2 - High Reliability	SPT2	
Level 3 - Standard Reliability	Standard	



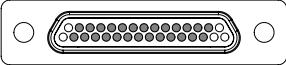
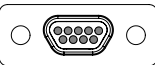
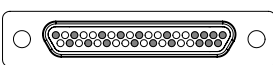
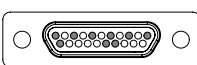














Inspection/Test	Micro (.050" center)		Nano (.025" center)	
	Level 1 Com'l/SCD	Level 2 Com'l/SCD	Level 1 Com'l/SCD	Level 2 Com'l/SCD
Visual	100%	100%	100%	100% 100%
Mechanical	2 (0)	2 (0)	2 (0)	2 (0)
Voltage Rating (DWV)	100%	2 (0)	100%	2 (0)
Insulation Resistance	2 (0)	2 (0)	2 (0)	2 (0)
Temperature Cycling	2 (0)	2 (0)	2 (0)	-
Low Level Contact Resistance	2 (0)	2 (0)	2 (0)	2 (0)
Mating/Unmating Force	2 (0)	-	2 (0)	-
Solderability/Resistance to heat (SMT & Thru-Hole only)	2 (0)	-	2 (0)	-
Note: NASA screening requirements from Table 2C & 2J of EEE-INST-002				


Specification Sheets

The Omnetics High-Speed Protocol Guide, based on extensive internal research, provides connector options for various high-speed signaling protocols. The high-speed signaling specifications for each protocol were scrutinized extensively to provide an optimal pinout and ensure that the connectors meet or exceed the performance requirements.

When necessary, measurements were taken on the Omnetics connectors and directly compared to commercially available connectors. In these cases, Omnetics connectors outperformed the commercial connectors, yielding lower loss values across the critical frequencies.

The pinouts for each available configuration are provided in the table below.

OMNETICS CONNECTOR CORPORATION	Camera Link	Ethernet	HDMI	USB 3.0
Micro-D				
Nano-D				
Micro Strip				
Nano Strip				
Plastic Micro Circular				
Metal Micro Circular				
Plastic Nano Circular				
Metal Nano Circular				



Lighter, smaller, more durable connectors for any application

OMNETICS

CONNECTOR CORPORATION

Omnitronics Connector Corporation | 7260 Commerce Circle East | Minneapolis, MN 55432
Ph: 763-572-0656 | Fax: 763-572-3925 | www.omnetics.com | E-mail: sales@omnetics.com

