



New Product Announcement

HARWIN

Gecko-MT 1.25mm pitch Mixed Layout Connectors

The smallest, lightest mixed-layout connector

The new Gecko-MT range combines the 1.25mm pitch Gecko signal connector system with mixed technology layouts, adding 10A power contacts to the range. The smallest and lightest mixed-layout connector available for high-performance applications, Gecko is the ideal choice when SWaP matters most.

Featuring cable-to-board, board-to-board and cable-to-cable options, the initial launch includes pin-layouts of 1+8+1 or 2+8+2 contact configurations.

Stainless steel jackscrews are available in both standard or reverse-fix, ensuring secure connection, and lightweight metal hoods give additional cable protection and shielding.

Features and Benefits


Mixed current capacity of 10A & 2A per contact	Save PCB space by combining signal and power in one miniature connector
Compact size – 1.25mm between signal pins	Significant space saving over competitive products
Shock (100G) and vibration (20G) proof	Maintain electrical contact in harsh environments
Mate before lock	Quick and easy mating process
Low outgassing	Meet NASA and ESA outgassing specifications
Stainless Steel locking screws in both standard and “reverse-fix” orientation	Ensure reliability with a strong and secure connection
Cable assemblies available upon request	Easily integrate ready-made assemblies and avoid tooling and process costs
Gecko Backshell compatible	Protect cables from wear and reduce RF / EM Interference
Vertical & right-angle versions	A high level of design flexibility for a variety of PCB stacking options
Operates at extreme temperatures -65°C to +150 °C	Can be used in a wide variety of extreme environments
4 finger Beryllium Copper signal contact	Signal integrity is assured under heavy vibration

Key Applications


Aviation	Avionic controls, guidance systems, engine controls, radar, tracking
Motorsport & Electric Vehicles	Navigation, AI, GPS and tracking equipment, communications and telemetry, ERS controls
Space	Satellites & CubeSats, radar, communications, launch systems
Defense & Security	UAVs, ground communications, rugged vehicle electronics



Female Cabled connector with 2+8+2 contacts




Male 1+8+1 connector: horizontal PCB throughboard



Female vertical PCB throughboard with 2+8+2 contacts and board mount

Product Features



Specifications

Electrical		Mechanical		Physical	
Current Rating	10A per power contact, 2A per signal contact	Number of Mating Cycles	1,000	Housing	Glass filled PA4T, UL94V-0
Voltage Rating	450V AC/DC	Temperature Range	-65°C to +150°C	Contacts	Copper alloy, Gold plating
Maximum Voltage	600V AC/DC	Vibration	20G - EIA-364-28D	Screw-loks	Stainless steel
Contact Resistance	25mΩ max	Shock	100G - EIA-364-27B		
Insulation Resistance	1GΩ min				

How to Order

Cable Housings

G125 - X24 96 XX - XX - 08 - XX

GENDER

224	Female
324	Male

NUMBER OF POWER CONTACTS

01, 02 (this is repeated for each XX either side of the 08)

FIXINGS

F1	Screw-Lok (Female)	M1	Screw-Lok (Male)
F2	Reverse Fix (Female)	M3	Reverse Fix (Male)
00	No Fixings (Female for Backshells)		

Cable Contacts



G125-0010005
Female 26AWG
Crimp Contact



G125-0020005
Female 28-32AWG
Crimp Contact



G125-0500005
Female Power
Contact



G125-1010005
Male 26AWG
Crimp Contact



G125-1020005
Male 28-32AWG
Crimp Contact



G125-1500005
Male Power
Contact

PCB Connectors

G125 - XX 10805 XX - XXXXXX P

GENDER, STYLE

FV	Female Vertical
MH	Male Horizontal

PACKAGING

P	Tape & Reel Strips
----------	--------------------

FIXINGS

F1	Screw-Lok (Female)	M4	Screw-Lok (Male)
F3	Reverse Fix (Female)	M3	Reverse Fix (Male)

NUMBER OF POWER CONTACTS

1AB1AB	1 Power contact each end (Female)
2AB2AB	2 Power contact each end (Female)
1AD1AD	1 Power contact each end (Male)
2AD2AD	2 Power contact each end (Male)

Board Mount Accessories



G125-4500000B
Hex Board
Mount Nut



G125-4510000B
Slotted Board
Mount Nut



G125-4520000B
5mm Hex Socket
Board Mount Bolt

Related Products:

- Cable assembly facility
- Dummy signal contacts
- Crimp & insertion tooling
- Metal backshells





Harwin Europe (Global Headquarters)

Portsmouth, Hampshire, UK

E: mis@harwin.co.uk

T: +44 (0)23 9231 4545

Harwin Inc (Americas)

New Albany, Indiana, USA

E: mis@harwin.com

T: +1 603 893 5376

Harwin Asia Pte Ltd (Asia, Australasia)

Singapore

E: mis@harwinasia.com

T: +65 6 779 4909

Harwin Inc Cable Assembly

Salem, New Hampshire, USA

E: cables@harwin.com

T: +1 603 893 5376



Australia & New Zealand

Email sales@clarke.com.au

Ph + 612 9482 1944

website: www.clarke.com.au

webshop: www.cseonline.com.au