

M5045

Extended Specifications



CLARKE & SEVERN ELECTRONICS

Solutions that Fit - From One Source

Ph +612 9482 1944 - Email sales@clarke.com.au - www.clarke.com.au - webshop www.cseonline.com.au



- **Frequency range:** 300 kHz - 4.5 GHz
- **Wide output power adjustment range:** -55 dBm to +5 dBm
- **Dynamic range:** 130 dB (10 Hz IF bandwidth) typ.
- **Measurement time per point:** 70 μ s per point, min typ.
- **Up to 16 logical channels with 16 traces each max**
- **Automation programming** in LabView, Python, MATLAB, .NET, etc.
- **Models available in 50 Ohm**
- **Up to 200,001 measurement points**
- **Multiple precision calibration methods** and automatic calibration

EXTEND YOUR REACH™

USA: +1.317.222.5400
London: +44 75 03 68 21 13

631 E. New York St | Indianapolis, IN | 46202
www.coppermountaintech.com

Singapore: +65.6323.6546
Latin America: +1.954.706.5920

Specifications¹

Measurement Range

Impedance	50 Ohm
Test port connector	type N, female
Number of test ports	2
Frequency range	300 kHz to 4.5 GHz
Full frequency accuracy	$\pm 5 \cdot 10^{-6}$
Frequency resolution	1 Hz
Number of measurement points	2 to 200,001
Measurement bandwidths (with 1/1.5/2/3/5/7 steps)	1 Hz to 100 kHz
Dynamic range ²	125 dB (130 dB typ.)

Measurement Accuracy³

Accuracy of transmission measurements ⁴	Magnitude / Phase
0 dB to +10 dB	± 0.2 dB / $\pm 2^\circ$
-45 dB to 0 dB	± 0.1 dB / $\pm 1^\circ$
-65 dB to -45 dB	± 0.2 dB / $\pm 2^\circ$
-85 dB to -65 dB	± 1.0 dB / $\pm 6^\circ$
Accuracy of reflection measurements ⁵	Magnitude / Phase
-15 dB to 0 dB	± 0.4 dB / $\pm 3^\circ$
-25 dB to -15 dB	± 1.0 dB / $\pm 6^\circ$
-35 dB to -25 dB	± 3.0 dB / $\pm 20^\circ$
Trace noise magnitude (IF bandwidth 3 kHz)	0.002 dB rms
Temperature dependence	0.02 dB/°C

Effective System Data

Directivity	46 dB
Source match	40 dB
Load match	46 dB
Reflection tracking	± 0.10 dB
Transmission tracking	± 0.08 dB

Uncorrected System Performance

Directivity	15 dB
Source match	15 dB
Load match	15 dB

[1] All specifications subject to change without notice. [2] The dynamic range is defined as the difference between the specified maximum power level and the specified noise floor. The specification applies at 10 Hz IF bandwidth. [3] Reflection and transmission measurement accuracy applies over the temperature range of (73 ± 9) °F or (23 ± 5) °C after 40 minutes of warming-up, with less than 1 °C deviation from the full two-port calibration temperature, at output power of -5 dBm. Frequency points have to be identical for measurement and calibration (no interpolation allowed). [4] Transmission specifications are based on a matched DUT, and IF bandwidth of 10 Hz. [5] Reflection specifications are based on an isolating DUT. © Copper Mountain Technologies - www.coppermountaintech.com - Rev. 2020Q2

Specifications¹

Test Port Output

Power range	-55 dBm to +5 dBm
Power accuracy	±1.5 dB
Power resolution	0.05 dB
Harmonic distortion ⁶	-20 dBc
Non-harmonic spurious ⁶	-20 dBc

Test Port Input

Noise floor	-130 dBm/Hz
Damage level	+23 dBm
Damage DC voltage	35 V

Measurement Speed

Time per point	70 µs typ.
Port switchover time	1 ms

Frequency Reference Input

Port	10 MHz Ref In/Out
External reference frequency	10 MHz
Input level	-1 dBm to 5 dBm
Input impedance	50 Ohm
Connector type	BNC, female

Frequency Reference Output

Port	10 MHz Ref In/Out
Internal reference frequency	10 MHz
Output reference signal level at 50 Ohm impedance	1 dBm to 5 dBm
Connector type	BNC, female

Trigger Input

Port	Ext Trig In
Input level	
Low threshold voltage	0.5 V
High threshold voltage	2.7 V
Input level range	0 V to + 5 V
Pulse width	≥2 µs
Polarity	positive or negative
Input impedance	≥10 kOhm
Connector type	BNC, female

Specifications¹

Trigger Output

Port	Ext Trig Out
Maximum output current	20 mA
Output level	
Low level voltage	0.0 V
High level voltage	3.5 V
Polarity	positive or negative
Connector type	BNC, female

System & Power

Operating system	Windows 7 and above
CPU frequency	1.5 GHz
RAM	1 GB
Interface	USB 2.0
Connector type	USB B
Power supply	110-240 V, 50/60 Hz
Power consumption	14 W
Input power	9 V DC to 15 V DC
Input power consumption DC	12 W

Calibration

Recommended factory adjustment interval	3 years
---	---------

Dimensions

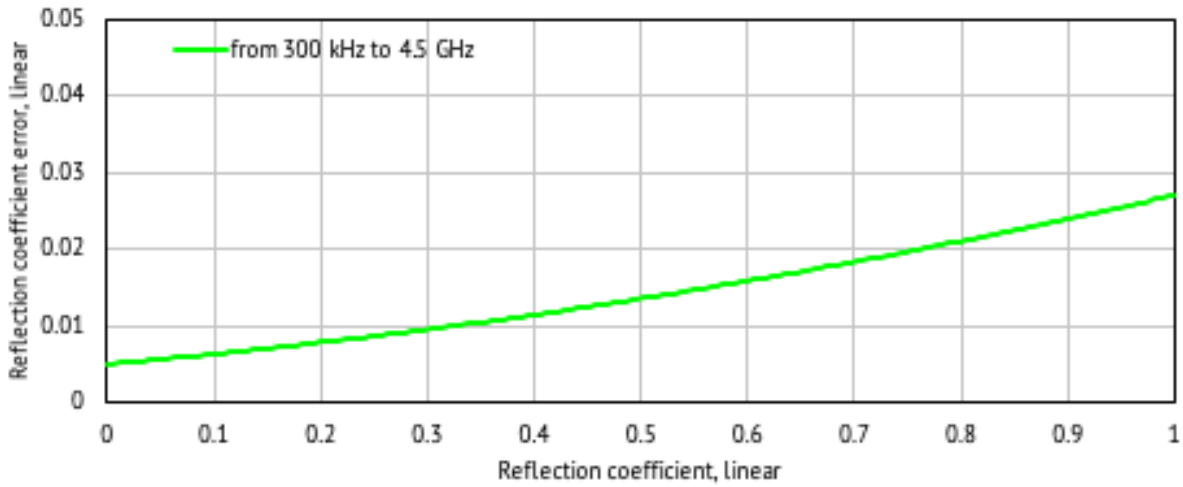
Length	297 mm
Width	160 mm
Height	44 mm
Weight	1.7 kg (60 oz)

Environmental Specifications

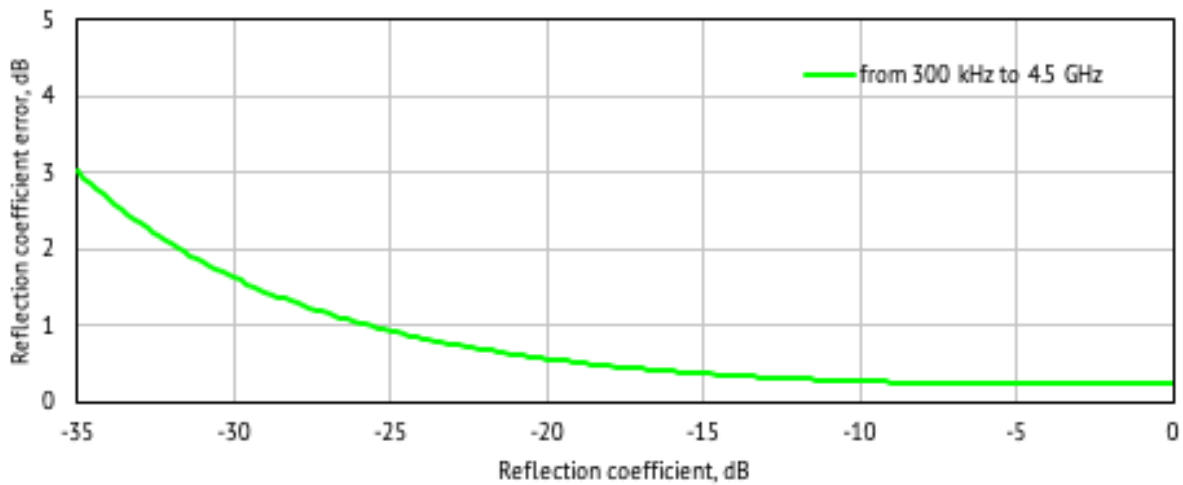
Operating temperature	+5 °C to +40 °C (41 °F to 104 °F)
Storage temperature	-50 °C to +70 °C (-58 °F to 158 °F)
Humidity	90 % at 25 °C (77 °F)
Atmospheric pressure	70.0 kPa to 106.7 kPa

Reflection Accuracy Plots

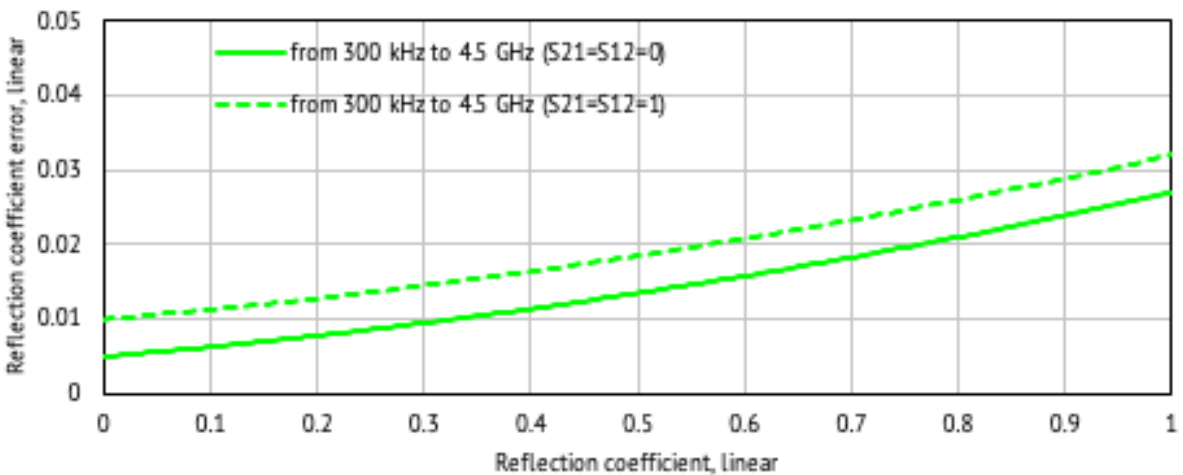
Reflection Magnitude Errors



Specifications are based on isolating DUT ($S_{21} = S_{12} = 0$)

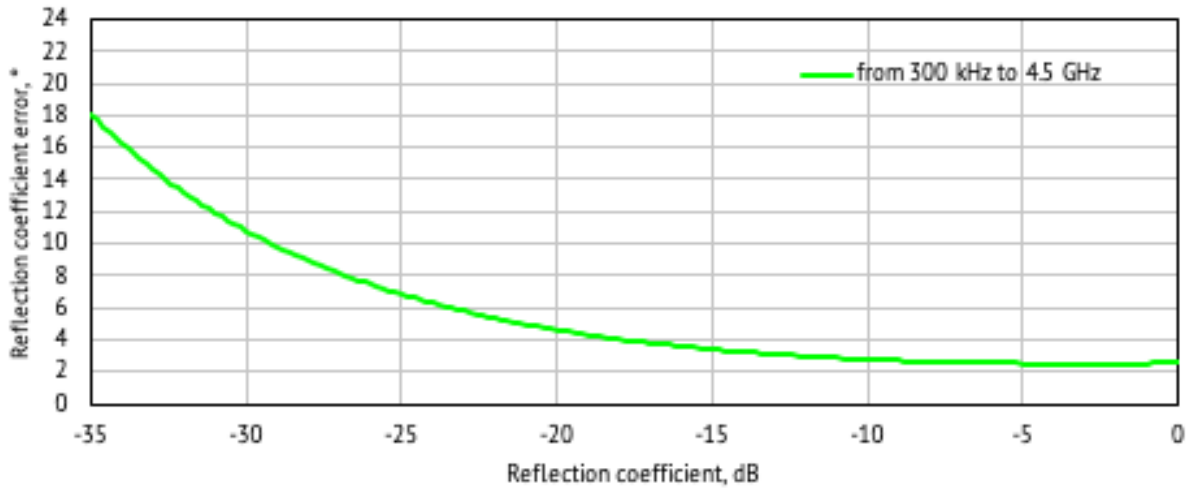


Specifications are based on isolating DUT ($S_{21} = S_{12} = 0$)

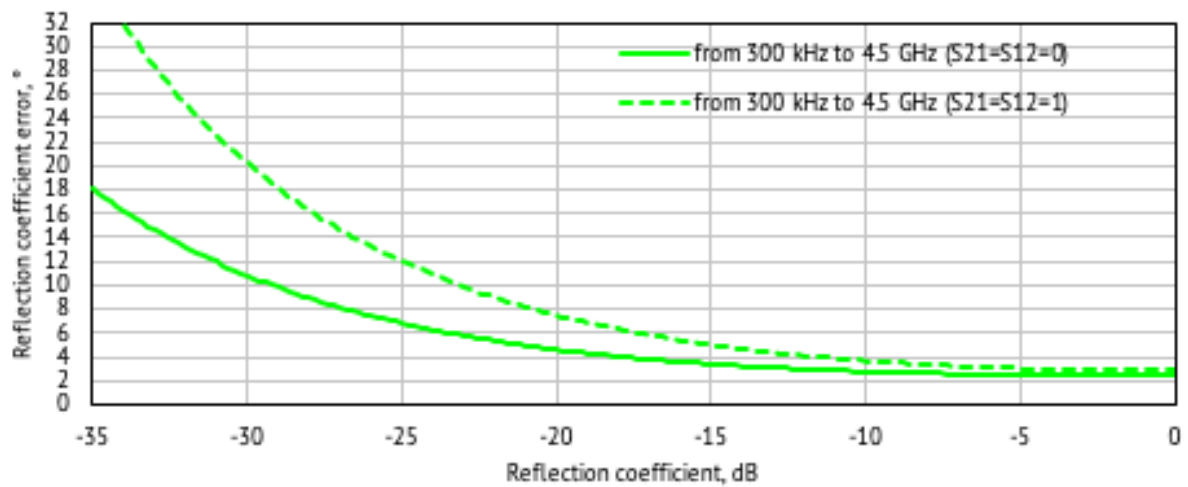


Reflection/Transmission Accuracy Plots

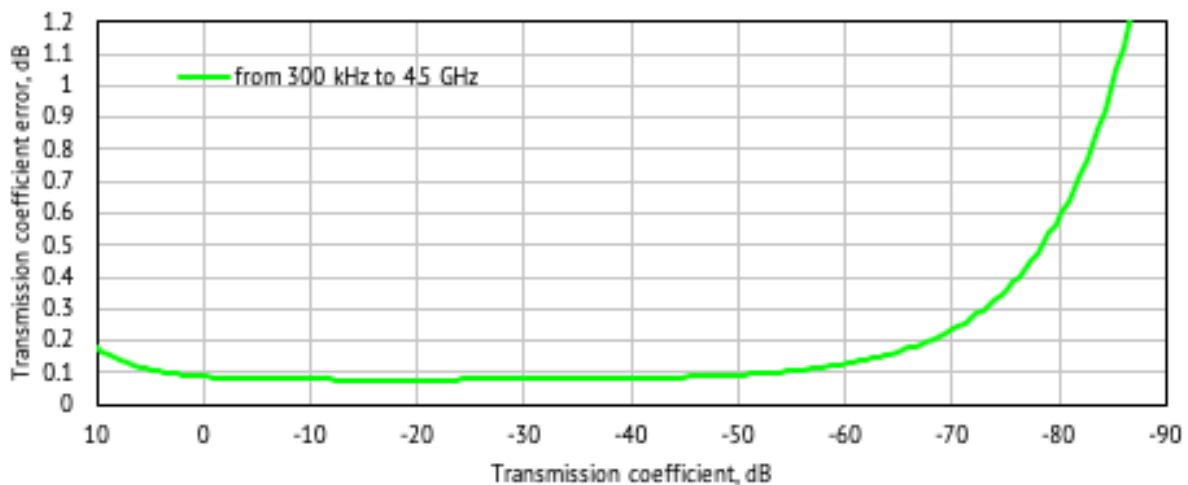
Reflection Phase Errors



Specifications are based on isolating DUT ($S_{21} = S_{12} = 0$)



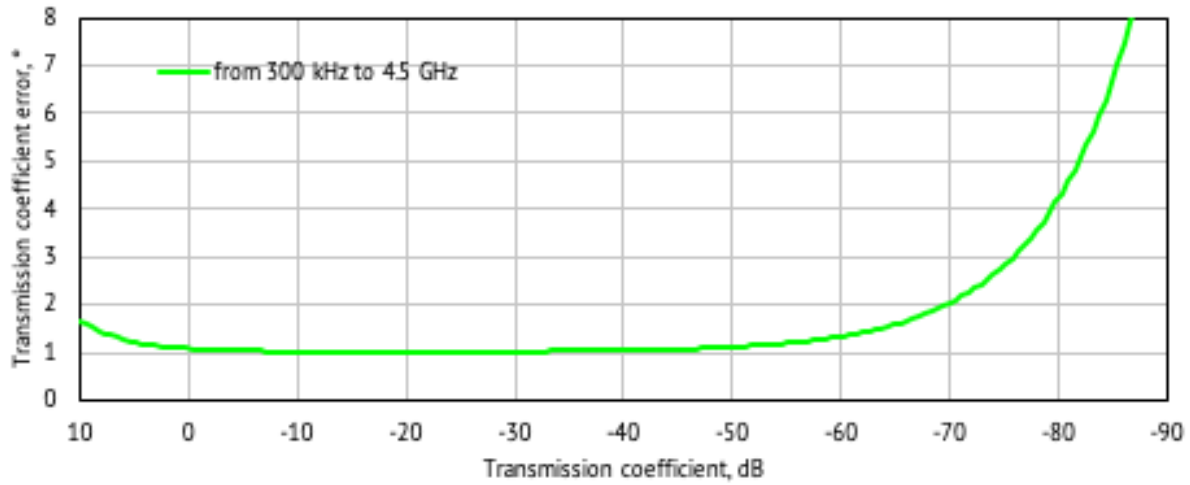
Transmission Magnitude Errors



Specifications are based on matched DUT, and IF bandwidth of 10 Hz

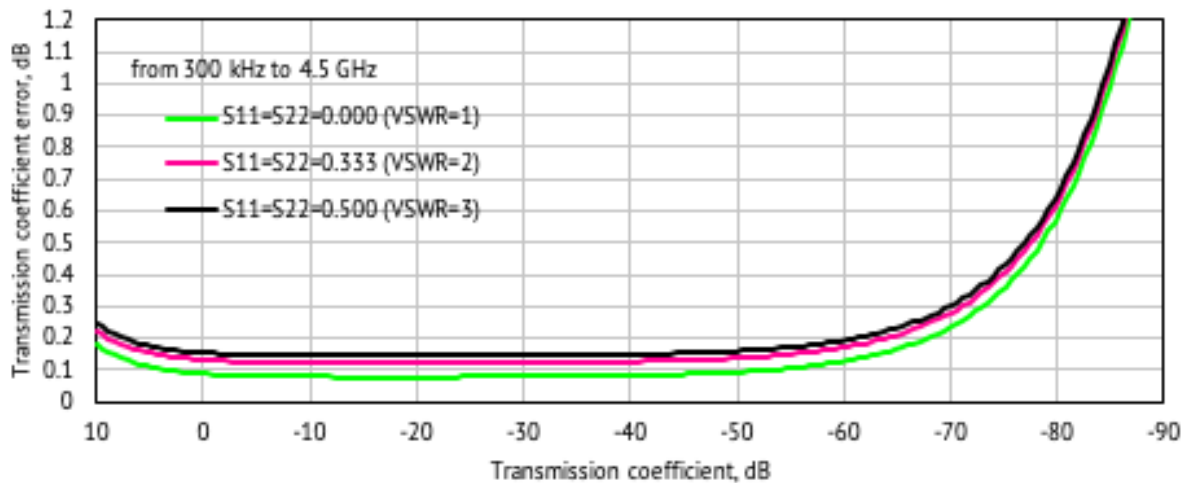
Transmission Accuracy Plots

Transmission Phase Errors



Specifications are based on matched DUT, and IF bandwidth of 10 Hz

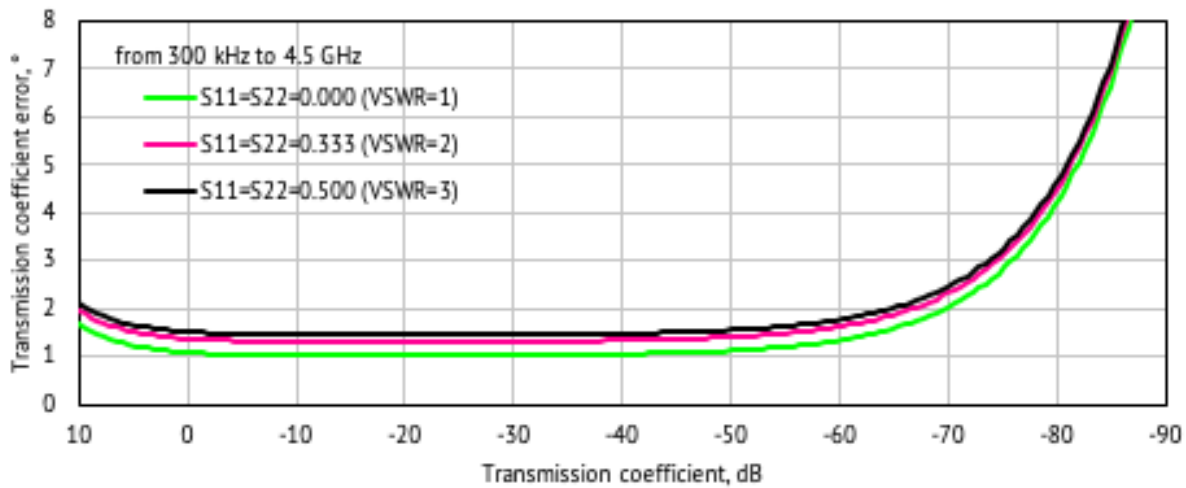
Transmission Magnitude Errors for Unmatched Devices



Specifications are based on matched DUT, and IF bandwidth of 10 Hz

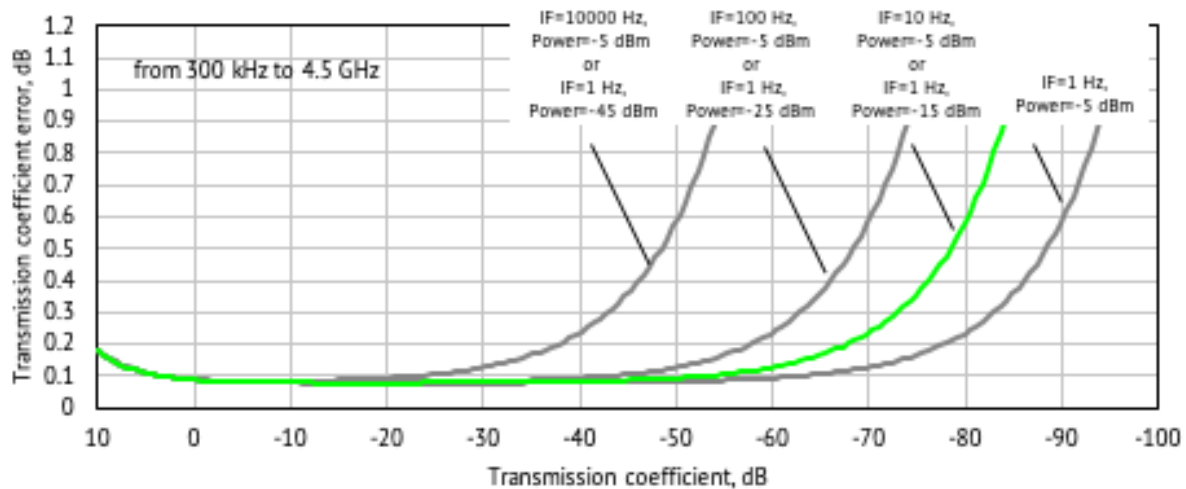
Transmission Accuracy Plots

Transmission Phase Errors for Unmatched Devices



Specifications are based on matched DUT, and IF bandwidth of 10 Hz

Transmission Errors for Matched Devices vs. Output Power and IF Bandwidth



Specifications are based on matched DUT, and IF bandwidth of 10 Hz

Technology is supposed to move. It's supposed to change and update and progress. It's not meant to sit stagnant year after year simply because that's how things have always been done.

The engineers at Copper Mountain Technologies are creative problem solvers. They know the people using VNAs don't just need one giant machine in a lab. They know that VNAs are needed in the field, requiring portability and flexibility. Data needs to be quickly transferred, and a test setup needs to be easily automated and recalled for various applications. The engineers at Copper Mountain Technologies are rethinking the way VNAs are developed and used.

Copper Mountain Technologies' VNAs are designed to work with the Windows or Linux PC you already use via USB interface. After installing the test software, you have a top-quality VNA at a fraction of the cost of a traditional analyzer. The result is a faster, more effective test process that fits into the modern workspace. This is the creativity that makes Copper Mountain Technologies stand out above the crowd.

We're creative. We're problem solvers.



	M5045	M5065	M5090	M5180
Frequency Range	300 kHz to 4.5 GHz	300 kHz to 6.5 GHz	300 kHz to 8.5 GHz	300 kHz to 18 GHz
S-parameters	$S_{11}, S_{21}, S_{12}, S_{22}$	$S_{11}, S_{21}, S_{12}, S_{22}$	$S_{11}, S_{21}, S_{12}, S_{22}$	$S_{11}, S_{21}, S_{12}, S_{22}$
Dynamic Range	130 dB, typ.	130 dB, typ.	130 dB, typ.	135 dB, typ.

631 E. New York St | Indianapolis, IN | 46202

www.coppermountaintech.com

USA: +1.317.222.5400

Singapore: +65.6323.6546

Latin America: +1.954.706.5920

London: +44 75 03 68 21 13



COPPER MOUNTAIN®
TECHNOLOGIES